



# Heavy-Duty Cookline Countertop Radiant Charbroiler

Models □ HCB-2424i □ HCB-2436i □ HCB-2448i □ HCB-2460i □ HCB-2472i

PRODUCT:

QUANTITY:

ITEM:

## Designed Smart

Heavy-Duty Countertop Gas Radiant CharBroilers with exceptional low profile design is only 13 1/8" (333mm) to broiler surface making the Heavy Duty tall to range surface making them ideal for use on refrigerated cabinets and a 21 1/2" deep broiling surface. Exterior front is all stainless steel with unique air blanket for ventilation and cooler outer temperatures. Front grease trough, slide out stainless steel water pan/grease drawer and 4" (102mm) chrome plated adjustable legs are standard. Interior combustion chamber is fabricated of 16 gauge CRS. The HD models feature 24' long, 20,000BTU/HR, independently controlled; clog-proof, high efficiency burners located every 5" (127mm) for maximum heat. Radiant models feature 14 Gauge, 300-series cast iron radiant heat deflectors placed directly above each burner for even heat transfer to the broiling surface, while stainless steel radiants are optional. Standard top grates are cast iron with channels to direct grease to front trough. Grates are 22 3/4" (578mm) long with 7/8" (22mm) rib spacing while several grate types are optional and may be mixed and matched at no additional charge. Each grate may be manually adjusted in any of three separate tilting positions.

## APW Wyott Design Features

- Cast iron top grates for broiling-floating rods or meat grates available at no charge
- 20,000 BTU/HR per burner with individually operated controlled valves located every 5"
- Stainless steel burners feature flame guards – cast iron burners optional
- Up to 240,000 BTU/HR per broiler in natural or propane gas
- All stainless exterior front, unitized body constructions, and stainless steel radiant heat deflectors
- Low profile, countertop design – only 13 1/8" to broiling/grilling surface
- Stainless steel slide-pit grease drawer/water pan and 4" legs
- 3/4" (19mm) NPT rear gas connection



Model HCB-2424i Heavy Duty Flat Hot Plate

## Options & Accessories

- Stainless steel front-mounted work deck with or without sauce pan cut-outs
- Flame failure safety pilot and CE approval
- Stainless radiants, lava rocks, cast iron burners
- Gas connector hoses, removable griddle plates, grate lifters, and stainless steel equipment stands

## Reliability backed by APW Wyott's Warranty

All APW Wyott Heavy Duty Cookline Equipment is backed by a 1-year limited warranty and a 1-year on-site labor warrant. \*

•Certified by the following agencies:



\*Warranty does not include rock grates, cooking grates, burners shields or fireboxes.

See reverse side for product specifications.



APW Wyott Foodservice Equipment Company \* 1307 N. Watters Rd., Suite 180., Allen, TX 75013  
(800) 527-2100 \* (972) 908-6100 \* Fax (214) 565-0976 \* [www.apwwyott.com](http://www.apwwyott.com)

PRODUCT:

QUANTITY:

ITEM:

## PRODUCT SPECIFICATIONS

### Construction:

Stainless steel top skirt, grease trough, grease collector drawer, and front panel. Stainless steel radiant. Aluminized steel sides and back panel. 4" adjustable legs. Welded construction. Field convertible and adjustable gas regulator.

### Gas Specifications:

|            |                                |
|------------|--------------------------------|
| HCB-2424i: | 4 burners, 80,000 BTUH total   |
| HCB-2436i: | 6 burners, 120,000 BTUH total  |
| HCB-2448i: | 8 burners, 160,000 BTUH total  |
| HCB-2460i: | 10 burners, 200,000 BTUH total |
| HCB-2472i: | 12 burners, 240,000 BTUH total |

### Cooking Surface:

|            |                                     |
|------------|-------------------------------------|
| HCB-2424i: | 21 1/2" D x 24"W (38.7cm x 61cm)    |
| HCB-2436i: | 21 1/2" D x 36"W (38.7cm x 91.5cm)  |
| HCB-2448i: | 21 1/2" D x 48"W (38.7cm x 121.9cm) |
| HCB-2460i: | 21 1/2" D x 60"W (38.7cm x 152.4cm) |
| HCB-2472i: | 21 1/2" D x 70"W (38.7cm x 182.9cm) |

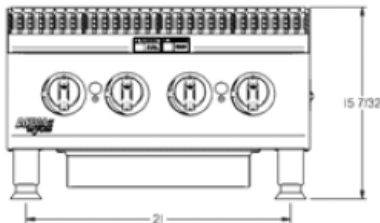
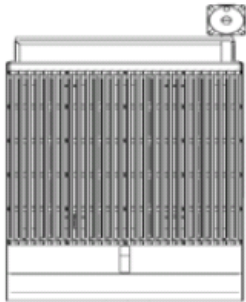
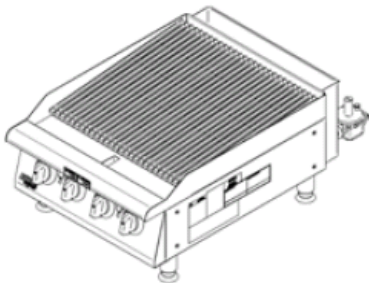
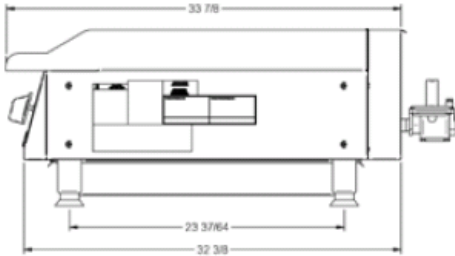
### Overall Dimensions:

|            |  |
|------------|--|
| HCB-2424i: | 15 7/32" H x 24"W x 33 7/8"D<br>(38.7 cm x 61 cm x 86 cm)    |
| HCB-2436i: | 15 7/32" H x 36"W x 33 7/8"D<br>(38.7 cm x 91.5 cm x 86 cm)  |
| HCB-2448i: | 15 7/32" H x 48"W x 33 7/8"D<br>(38.7 cm x 121.9 cm x 86 cm) |
| HCB-2460i: | 15 7/32" H x 60"W x 33 7/8"D<br>(38.7 cm x 152.4 cm x 86 cm) |
| HCB-2472i: | 15 7/32" H x 72"W x 33 7/8"D<br>(38.7 cm x 182.9 cm x 86 cm) |

### Shipping Information:

|                             |                             |
|-----------------------------|-----------------------------|
| HCB-2424i: 167 lbs. (76kg)  | HCB-2436i: 225 lbs. (102kg) |
| HCB-2448i: 335 lbs. (152kg) | HCB-2460i: 478 lbs. (217kg) |
| HCB-2472i: 613 lbs. (278kg) |                             |

F.O.B. Allen, TX 75013



\*APW Wyott reserves the right to modify specifications or discontinue models without incurring obligation